

香港交易及結算所有限公司及香港聯合交易所有限公司對本公告的內容概不負責，對其準確性或完整性亦不發表任何聲明，並明確表示，概不對因本公告全部或任何部分內容而產生或因依賴該等內容而引致的任何損失承擔任何責任。



## 福萊特玻璃集團股份有限公司

(於中華人民共和國註冊成立的股份有限公司)

(股份代號：300019)

### 海外監管公告

本公告乃由福萊特玻璃集團股份有限公司(「本公司」)根據香港聯合交易所有限公司證券上市規則第13.10B條作出。

以下為本公司於上海證券交易所網站刊登之《關於福萊特玻璃集團股份有限公司公開發行A股可轉換公司債券申請文件一次反饋意見的回覆》，僅供參閱。

承董事會命  
福萊特玻璃集團股份有限公司  
董事長  
阮洪良

中國浙江省嘉興市，二零二一年十二月十六日

在本公告之日，本公司的執行董事為阮洪良先生、姜瑾華女士、魏葉忠先生、沈其甫先生，而本公司的獨立非執行董事為徐攀女士、華富蘭女士和吳幼娟女士。



A



**国泰君安证券股份有限公司**  
GUOTAI JUNAN SECURITIES CO., LTD.

2021 11 19

213043

“ ”

“ ”

“ ”

“ ” “

” “ ” “ ” “ ”

A

“ ”

“ ”

1

2

3





400,000

400,000

1	75	239,312.70	194,500.00
2		66,515.96	65,800.00
3	1,500	20,697.75	19,700.00
4		120,000.00	120,000.00

	239,312.70	7,410.98
69,787.97	128,795.81	24,401.02
8,916.92		194,500.00

1		7,410.98	3.10%
2		68,344.57	28.56%
3		1,443.40	0.60%
4		128,795.81	53.82%

5

		68,344.57
1	+	62,700.00
2		1,584.00
3		4,060.57
1		327.60
2		186.00
3		260.00
4		103.00
5	/ / /	3,183.97
		1,443.40
1		471.70
2		47.17
3		283.02
4		94.34
5		500.00
6		47.17

3

128,795.81

1	1*1200t/d	14,605.57	2	29,211.14
2	1*1200t/d	3,042.57	2	6,085.14
3	1*1200t/d	69.73	2	139.46
4	1*1200t/d	103.41	2	206.82
5	1*1200t/d	2,179.20	2	4,358.40
6	1*1200t/d DCS	479.60	2	959.20
7	1*1200t/d	4,358.41	1	4,358.41



8	1*1200t/d	3,438.29	2	6,876.58
9	1*1200t/d	1,743.36	1	1,743.36
10	1*1200t/d	104.60	2	209.20
11	1*1200t/d	871.68	2	1,743.36
12	1*1200t/d	784.51	1	784.51
13	1*1200t/d	244.07	1	244.07
14	1*1200t/d	284.37	2	568.74
15	1*1200t/d UPS	130.75	2	261.50
16	1*1200t/d	217.92	2	435.84
17	1*1200t/d	104.60	2	209.20
18	1*1200t/d	200.49	2	400.98
19	1*1200t/d	700.76	1	700.76
20	1*1200t/d	173.34	1	173.34
21	1*1200t/d	1,169.19	2	2,338.38
22	110KV 10kv	348.67	1	348.67
23	1*1200t/d	348.67	2	697.34
24	1*1200t/d	139.47	1	139.47
25	1*1200t/d	61.02	1	61.02
26	1*1200t/d	2,510.44	2	5,020.88
27	1*1200t/d	174.34	2	348.68
28	1*1200t/d	174.34	1	174.34
29	1*1200t/d	152.55	1	152.55
30	1*1200t/d	950.93	1	950.93
31	1*1200t/d	191.77	2	383.54
32	1*1200t/d	261.50	2	523.00
33	1*1200t/d	663.53	2	1,327.06
34	1*1200t/d	587.70	2	1,175.40
35	1*1200t/d	2,179.38	2	4,358.76
36	1*1200t/d	10.48	2	20.96

37	1*1200t/d	261.65	2	523.30
38	1*1200t/d MCC	710.06	2	1,420.12
39	1*1200t/d MCC	261.50	2	523.00
40	1*1200t/d	39.23	2	78.46
41	1*1200t/d	44.38	2	88.76
42	1*1200t/d	43.58	2	87.16
43	1*1200t/d	488.60	2	977.20
44	1*1200t/d	261.50	2	523.00
45	1*1200t/d	958.90	2	1,917.80
46	6	2,615.04	2	5,230.08
47	6	1,659.68	2	3,319.36
48	6	814.33	2	1,628.66
49	6	784.51	2	1,569.02
50	6	1,220.35	2	2,440.70
51	6	1,220.35	2	2,440.70
52	6	3,311.50	2	6,623.00
53	6	828.10	2	1,656.20
54	6	599.33	2	1,198.66
55	6	2,442.99	2	4,885.98
56	6	810.66	2	1,621.32
57	6	435.84	2	871.68
58	6	633.37	2	1,266.74
59	6	305.12	2	610.24
60	6	366.11	2	732.22
61	6	261.50	2	523.00
62	6	261.50	2	523.00
63	6	21.80	2	43.60
64	6	871.68	2	1,743.36

65	6	87.17	2	174.34
66	6	435.84	2	871.68
67	6	348.67	2	697.34
68	6	553.23	2	1,106.46
69	6	18.44	2	36.88
70	6	958.85	2	1,917.70
71	6	436.09	2	872.18
72		180.96	2	361.92

4

24,401.02

4%

7,996.38

16,404.64

5

2020

8,916.92

239,312.70

222,399.40

194,500.00

16,913.30

66,515.96 310.00

62,008.33 2,777.06

762.00 658.57

1		310.00	0.47%
2		62,008.33	93.22%
3		2,777.06	4.18%
4		762.00	1.15%
5		658.57	0.99%

3

125.00	160.00	205.00	272.00	762.00

2

62,008.33

1		0.08	462,843	37,756.88
2	10kV	44.00	109	4,796.00
3		7.35	634	4,659.90
4		0.30	5,090	1,527.00
5	10kV	110.00	31	3,410.00
6		16.76	203.63	3,412.84
7		21.45		4,367.25
8		3.75		764.22
9		4.29		873.37
10	PVC	1.34		272.86
11		42.00	4	168.00

3

1% 658.57

66,515.96

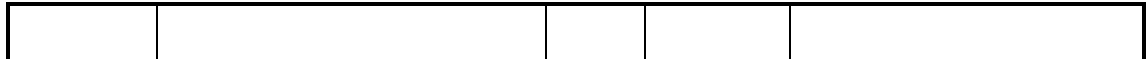
65,857.39

65,800.00

658.57

20,697.75

850.00



6

38	SCR		1	639.60
39			2	5.70
40			2	10.81
41			2	6.00
42			6	14.00
43			1	6.50
44			6	17.40
45			2	12.00
46			2	1,046.00
47			4	93.51
48			8	157.10
49			6	128.88
50	_3T		4	11.20
51			4	140.00
52			6	516.00
53			4	2.95
54	_7.5M		6	120.80
55			2	23.60
56			2	38.60
57			2	245.79
58			1	0.57
59			1	34.00
60			1	19.90
61	_3.5T		2	1.00
62			6	172.15
63			2	56.83
64			1	600.00

2

5%

985.61



20,697.75

19,712.14

19,700.00

985.61

120,000.00

2020

2021

2023

2021 -2023

=2023

-2020

=

-

=

+

+

+

= + +

2020 626,041.78  
 27.91% 2021 2023  
 2020 2021 2023  
 = ×2020

	626,041.78	-	800,770.04	1,024,264.96	1,310,137.31	684,095.53
	54,677.26	8.73%	69,937.69	89,457.30	114,424.83	59,747.56
	207,290.44	33.11%	265,145.20	339,147.23	433,803.22	226,512.78
	36,315.44	5.80%	46,451.08	59,415.57	75,998.46	39,683.02
	47,939.52	7.66%	61,319.44	78,433.69	100,324.54	52,385.02
	71,357.13	11.40%	91,272.90	116,747.17	149,331.30	77,974.17
	129,464.35	20.68%	165,597.85	211,816.21	270,934.11	141,469.76
	9,117.80	1.46%	11,662.58	14,917.61	19,081.12	9,963.31

2021 -2023 148,921.13

120,000.00

18

13

1.1		7,410.98	3.10%	7,410.98	-
1.2		68,344.57	28.56%	68,344.57	

21,879.14

222,399.40

200,520.26

194,500.00

36

1		310.00	0.47%	124.00	93.00	93.00
2		62,008.33	93.22%	24,803.33	18,602.50	18,602.50
3		2,777.06	4.18%	1,110.82	833.12	833.12

12

1		850.00	4.11%	850.00
2		18,862.14	91.13%	18,862.14
3		985.61	4.76%	985.61
4				

1		■	■										
2			■	■	■								
3					■	■	■	■					
4						■	■	■	■	■	■		
5				■	■	■	■	■	■	■	■	■	■
6											■	■	
7											■	■	■

2

75

1,200 /

“ ”

8-10

500 / 600 /

90% 10 0.362 3.9  
“ ”  
2-3 “  
”  
IEA 2030  
1,721GW 2050 4,670GW

1

2020 130GW  
760.4GW “ ” 210-260GW  
ITRPV 2050 25TW



2008-2020 0.14GW

253GW 1,800 2020

48.2GW 60.1%

2020 12

2030 2060

2030 2005 65%

12 25%

2060 80%

2021 “ ” “ ”

70GW 90GW

Global Industry Analysts

2020 76 2027 447

28.8%

2

25%

15.7 29.7% 2030 2020 75% 2019

1

â1S€F1&DyÀÑÑ3+Ëÿ1 Xp BBD, @2\_0 1 T24-2.6 Td<02C4>TEMC /S

â1S€FRpÒ ZF! ç%œá ‡ ö&D, @â1S€G1&DyÀ& Ñ²%œá ‡ ÷Bm Á

						2021	1	1
2023	12	31		2.34			141.96	
						2021	8	1
2024	7	31	2021		0.18	2022		2024

3

2006

SPF

2008

239,312.70

2

1,200 /

9.87%

18

8.59

161,923.06

17,538.49

	80,961.53	161,923.06	161,923.06	.....	161,923.06
	62,487.20	121,930.23	122,081.29	.....	113,227.14
	18,474.33	39,992.83	39,841.76	.....	48,695.92

	-	255.46	1,804.00	.....	1,786.83
	2,290.22	4,305.61	4,305.61	.....	4,305.61
	3,863.88	7,727.76	7,727.76	.....	7,727.76
	3,371.05	6,742.10	6,742.10	.....	6,742.10
	8,949.18	20,961.90	19,262.29	.....	28,133.61
	1,342.38	3,144.28	2,889.34	.....	4,220.04
	7,606.80	17,817.61	16,372.95	.....	23,913.57
	22.82%	24.70%	24.61%	.....	30.07%
	9.40%	11.00%	10.11%	.....	14.77%

T0-T1                      T1                      50% T2  
 100%                      7,955.35

						.....	
						.....	
1	/	20.35	20.35	20.35	20.35	.....	20.35
2		-	3,977.68	7,955.35	7,955.35	.....	7,955.35
						.....	

140,961.16

	-	62,487.20	121,930.23	122,081.29	.....		113,227.14
	-	22,990.80	46,131.18	46,282.24	.....		47,382.88
	-	1,746.80	3,493.60	3,493.60	.....		3,493.60
	-	27,442.58	54,885.16	54,885.16	.....		54,885.16

	-	10,307.02	17,420.30	17,420.30	.....	7,465.51
	-	-	255.46	1,804.00	.....	1,786.83



23 /

2021 1-11 28.86 /  
 2021 11 27.50 /  
 23.00 /

2

1

2

4.77%  
 4.16% T1 2.83% T2-T10  
 2.66%  
 3 10 5%  
 8 5% 50  
 4

3

2021 1-6	50.29%	51.23%



2020	49.41%	49.04%
2019	32.87%	32.12%
2018	27.68%	26.17%

18,798

“ ”

0.55 / 18,798

10,338.90

“ ”

“ ”

203.65Mwp

67,361

156,654

1,500

2

3

4

5

6

1

2

3

4



2020 6

1

2018 2019 2020 2021 1-6 68.96% 78.80%  
83.98% 83.00%  
2021 6 30

--	--	--	--

	40,000.00		
	221.50		
	92.94		
	4,820.53		
	14,310.28		
	5,283.71	4.53%	
	1,994.89	40%	
		35%	

2021 6 30

40,000.00

2021 6 30

221.50

92.94

2021 6 30

4,820.53

2021 6 30

14,310.28

2021 6 30

5,283.

--	--	--	--	--	--	--	--	--	--

1

5,461.97

	2020	4	17	3,000
1,050	35%			

2021	6	30	0
1,090,889.15			

			400,000
400,000			



1

2

1

2      2021   6   30

3

			86,434.19	115,760.27
146,962.71	116,003.64		2018	2020
	2021	6	2020	21.07%

	116,003.64	146,962.71	115,760.27	86,434.19

28.21% 24.08% 23.47% 14.40%

	84.25%	43.01%	46.64%	45.00%
	33.01%	26.15%	49.94%	38.74%
A	12.73%	6.39%	6.20%	5.58%
	43.33%	25.18%	34.26%	29.77%
	27.56%	22.18%	23.03%	26.80%

2021 1-6

A

	91,474.61	54,677.26	197,841.70	91,129.45
	402,802.25	626,041.78	480,680.40	306,380.27
	22.71%/11.36%	8.73%	41.16%	29.74%

2018      2019      2020      2021      6

91,129.45      197,841.70      54,677.26      91,474.61

29.74%    41.16%    8.73%    22.71%

1

2 2018-2019

23,461.80      59,607.94      10%

3      2019

2020            2021    6

1   2020

6

9

2020

2021    6

111,563.16

114,876.17

2

2020

2021    6

68,453.07

110,298.14

1	91,474.61	54,677.26	197,841.70	91,129.45
/	47,654.38	39,621.46	138,233.76	67,667.65

2				
3	110,298.14	68,453.07	-	-
4=1-2+3	154,118.37	83,508.87	59,607.94	23,461.80

23,461.80

59,607.94      83,508.87      154,118.37

60-90

2020

	2021	1-6	2020	2019	2018
/		6.45	5.02	4.98	4.62
		55.81	71.71	72.29	77.92

/

2018      2020

2021

2020



1	114,514.02	98.72%	143,159.07	97.41	114,482.71	98.90	84,909.72	98.24
1-2	496.18	0.43%	3,006.54	2.05	350.05	0.30	455.79	0.53
2-3	290.05	0.25%	79.51	0.05	54.30	0.05	452.64	0.52
3	703.39	0.61%	717.59	0.49	873.22	0.75	616.04	0.71
	116,003.64	100.00%	146,962.71	100.00	115,760.27	100.00	86,434.19	100.00

98.24% 98.90%

97.41% 98.72%

2018 12 31	86,434.19	85,606.78	99.04%
2019 12 31	115,760.27	114,564.10	98.97%
2020 12 31	146,962.71	145,462.71	98.98%
2021 6 30	116,003.64	113,961.61	98.24%

= / \*100%

99.04%

98.97% 98.98% 98.24%

	17.62	110.24	347.25	102.73
	116,003.64	146,962.71	115,760.27	86,434.19



	4,982.95	8,125.34	5,035.71	4,314.67
	4.30%	5.53%	4.35%	4.99%

4,314.67      5,035.71      8,125.34  
 4,982.95      4.99%    4.35%    5.53%    4.30%

	30,418.03	1485.60	4.88%	49,796.16	2,657.56	5.34%
A	87,802.99	3564.83	4.06%	71,484.97	3,338.25	4.67%
	682,286.10	1,979.70	0.29%	531,637.30	1,921.40	0.36%
	N/A	N/A	3.08%	N/A	N/A	3.46%
	116,002.64	4,002.05	4.30%	146,962.71	8,125.34	5.53%



2018 1 1

2019 1 1

	22,053.88	88.22	0.40%	17,821.73	449.11	2.52%
A	18,324.28	0.00	0.00%	20,796.69	0.00	0.00%
	2,646.68	75.16	2.84%	160.62	0.00	0.00%
	4,775.77	0.00	0.00%	16,114.21	0.00	0.00%
A	29,702.34	0.00	0.00%	41,519.49	0.00	0.00%
	7,263.31	203.37	2.80%	354.60	12.41	3.50%

A

2020

22 —

1

2

3

4

5

6

7

8

9

10

1

2

13.87%

	35,415.11	31.53%	21,197.88	44.22%	24,082.36	49.80%	15,495.00	41.09%
	11,001.02	9.79%	8,261.79	17.23%	8,473.00	17.52%	6,165.38	16.35%
	5,845.38	5.20%	4,825.55	10.07%	4,632.31	9.58%	4,536.84	12.03%

A	105,422.63	81,515.63	81,232.17	60,013.98
	14,988.15	12,971.79	12,763.24	13,195.47
	119,412.70	72,827.70	41,048.00	42,957.60
	112,326.55	47,939.52	48,361.96	37,712.32

2018      2020  
2021

A

	35,415.11	-	0.00%	21,197.88	-	0.00%
	11,453.18	452.16	3.95%	8,671.16	409.37	4.72%
	5,845.38	-	0.00%	4,825.55	-	0.00%
	45,657.40	171.82	0.38%	13,744.86	90.56	0.66%
	14,579.45	-	0.00%	-	-	-
	112,950.53	623.98	0.55%	48,439.45	499.93	1.03%
	24,082.36	-	0.00%	15,495.00	-	0.00%
	8,751.38	278.38	3.18%	6,463.15	297.77	4.61%

	4,632.31	-	0.00%	4,536.84	-	0.00%
	11,265.61	91.31	0.81%	11,646.85	131.75	1.13%
	48,731.66	369.69	0.76%	38,141.84	429.52	1.13%

1.13% 0.76% 1.03%

0.55%

2021

1

	36,715.26	80.72%	8,725.72	63.91%	6,917.08	61.90%	8,601.27	74.70%
	2,094.53	4.60%	1,356.01	9.93%	1,241.26	11.11%	587.84	5.10%
	2,546.28	5.60%	1,787.46	13.09%	1,569.62	14.05%	999.00	8.68%
	4,129.50	9.08%	1,785.11	13.07%	1,446.34	12.94%	1,326.99	11.52%
	45,485.56	100.00%	13,654.30	100.00%	11,174.30	100.00%	11,515.10	100.00%



20

2

DAP

1

2

14.07

12.41

13.35

25.43

	45,657.40	13,744.86	11,265.61	11,646.85
1	41,823.69	19,669.58	12,271.62	16,380.03
	91.60%	143.10%	108.93%	140.64%

3

A	106,335.33	912.70	0.86%	82,710.17	1,194.54	1.44%
	17,605.19	2,617.04	14.87%	14,941.86	1,970.07	13.18%
	61,970.26	1,764.87	2.85%	48,826.02	1,582.31	3.24%
	112,950.53	623.98	0.55%	48,439.45	499.93	1.03%
A	81,867.53	635.36	0.78%	60,214.48	200.50	0.33%
	14,890.26	2,127.02	14.28%	14,225.84	1,030.37	7.24%
	48,378.89	1,381.19	2.85%	37,220.16	615.44	1.65%
	48,731.66	369.69	0.76%	38,141.84	429.52	1.13%

1

A

1

2

3

4

1

2

	6,547.48	9,318.35	36,315.44
36,575.79	2.15%	2.09%	6.52% 4.52%

--	--	--	--

2021

111.83

19,577.13

26,892.23

60,301.41

124,620.27

	98,699.22	60,301.41	26,652.23	15,742.29
	18,877.77	-	240.00	3,834.84
	7,043.29	-	-	-
	124,620.27	60,301.41	26,892.23	19,577.13

2021

2020

2021 6

“ 75

” “ 75

” “ 75

”

2006

2021

2022

9

VICO

“VICO ”

2009 7

14

2020

VICO

1,518

2020

2021

1,000

VICO 33.74%

250,000,067,500

70,432,857.26







1

2


2018

2019



2020

2021 6 30

VICO



148.50



“ ” H

“ ” 2017 4 2019

1,000

2020 12 2021 2 2021 4 2021 7

“ 90 ” 3+2019



4 —

<

4 —

>

1

2

3

1

2

2018

2019

2020

2021

203.65Mwp

37.3Mwp

49.2Mwp 62.64 Mwp 54.49 Mwp

201,408.77

265,788.86

338,266.37

294,250.97

1,099,714.97

260

--	--	--	--	--	--	--	--	--	--

2019

1

0004125

		0004126					/
3		2017 0005324				-	
4		2019 0004127	/			600.00	/
5		2019 0004128	/			1,863.14	/
6		2019 0004129	/			3,548.83	/
7		2019 0004130	/			27,874.63	/
8		2019 0004131	/			52,901.32	/
9		2019 0004132	/		402,179	288.71	/
10		2019 0004133	/			314.86	/
11		2019 0004134	/			176.49	/
12		2019 0004135	/			175,749.41	/
13		2019 0004136	/			1,199.10	/
14		2019 0004137	/			2,225.37	/



15		2019 0004138	/			194.56	/	
16		2019 0004139	/			857.05	/	
17		2019 0004140	/			8,783.06	/	
18		2019 0004141	/			16,392.71	/	
19		2016 000613				-		
20		2018 003193			29,463	-		
21		2019 0002387			52,043	-		
22		2019 0002388			10,042	-		
23		2019 0006447			486,853	-		
24		2020 0002807			29,877	-		
25		2020 0002806			371,914	-		

1

2

2021 12 10

4,137 275.80

140.3156

2

2015 47102

1,500

2021

0025958

1

2015

2		2021 0025953	2,299.13	/		2058-12-04
3		2021 0025954	20,815.23	/		2058-12-04
4		2021 0025955	15,057.45	/		2058-12-04
5			10,206.40	/		2058-12-04
6		2021 0025957	111,150.00	/		2058-12-04
7		2021 0064508	130,699.17	/		2058-12-04
8		2021 0064509				

	2010		5033.20
5		1~5	
	2012		2353.81
5		1~5	
	2025		98012.13
3		1~3	

1,500

1

2015 47102

2015 47102

2

3

/

4

5

6

1,500

7

1,500

1

2

3

4 1,500

1

2

3

4 /

5

6

7 2015 47102 2015

47102

8 1,500

9 1,500

10

1

2

3

4

1,500

36

1

4

1				2019 9 10	X 1	1.2	
2				2021 8 25		45	
3				2019 5 23		6	
4				2021 4 9		38	

--	--	--	--	--	--	--	--

36

1	2019	9	10				
[2019]	1					2018	5
25				X		1	
1,069,984.64							X
		1				1.2	2019
9	11			1.2			



2021 9 27

45

638,514.5

“

10%

50%

2 2021 4 9

[2021] 11

38

38 4 4

1

2

3

4

5

1

1

2

3

4

1

2

3

4

5

2021	2021		2021	A	
	H				
		A			
A					
2021	11	30	5%		4
			7	3	5
	2		4		
		5%			
		5%			

1

2

3

1

2

3

1

2

30

5%

2021 11

3

4

5%

5%

1

2

3

2021 11 30

5%

4

5%

5%



5%

A

A

---

---



A

